

You're Invited!

Little Duck is having a birthday party! Make copies of the invitation, fill them in, cut them out, and send them off to your guests.

YOU'RE INVITED TO A PARTY!

To: _____

When: _____

Where: _____

From: _____


Please RSVP by this date: _____

Phone: _____

Email: _____



Party inspired by **Click, Click, SURPRISE!**
by Doreen Cronin and Betsy Lewin




Click, Click, SURPRISE!
By Doreen Cronin and Betsy Lewin

A Caitlyn Dlouhy Book
atheneum Simon & Schuster Children's Publishing


REPRODUCIBLE

Illustrations © 2016 Betsy Lewin



Click, Clack, Charades!

Cut out each of the animals below, fold each piece of paper so the animal is not visible, and place each piece of paper in a bowl. Have party guests pull a piece of paper from the bowl and then act it out, careful not to talk or make any animal sounds! The goal is for guests to correctly guess the *Click, Clack, Surprise!* farm animal being acted out.



Click, Clack, SURPRISE!
By Doreen Cronin and Betsy Lewin



A Caitlyn Dlouhy Book
Simon & Schuster Children's Publishing

REPRODUCIBLE


Illustrations © 2016 Betsy Lewin




Hats Off to Birthdays!

Take a look at the hats the farm animals wear in *Click, Clack, Surprise!* for decorating inspiration!

1. Optional: Photocopy and enlarge this page for a bigger birthday hat.
2. Color the birthday hat.
3. Cut along the solid line.
4. Roll the paper into a cone and glue, tape, or staple the edges of the hat together.
5. Add additional decorations.
6. Optional: Punch two opposite holes on the base of the hat. Use one piece of string to connect the two holes to create a chin strap so the hat stays in place.



Click, Clack, SURPRISE!
By Doreen Cronin and Betsy Lewin

 A Caitlyn Dlouhy Book
Simon & Schuster Children's Publishing

REPRODUCIBLE

Illustrations © 2016 Betsy Lewin



Click, Clack, Search!

Can you find all the farm animal sounds listed in the word bank in the puzzle below? Give it a try!

SURPRISE

PEEP

BOO

MOO


THUMP

QUACK

DOOBY

GIGGLE

P	X	E	U	X	K	B	P	Q
Q	E	O	L	C	J	O	M	O
A	M	E	A	G	N	O	U	R
D	W	U	P	I	G	K	H	F
O	Q	X	Y	K	J	I	T	Y
I	W	D	O	O	B	Y	G	B
E	H	L	G	H	L	Y	J	O
E	S	I	R	P	R	U	S	O
T	S	M	P	Q	E	W	J	M



Click, Clack, **SURPRISE!**

By Doreen Cronin and Betsy Lewin

A
atheneum

A Caitlyn Dlouhy Book
Simon & Schuster Children's Publishing

REPRODUCIBLE


Illustrations © 2016 Betsy Lewin



ANSWER:

A Picture Perfect Celebration!

Color in and cut out the picture frame below. Mount it on cardboard or magnet paper to create your very own picture frame to show off this year's celebration! You can also give these out to party guests as part of a goodie bag or party gift.



Click, Clack, SURPRISE!
By Doreen Cronin and Betsy Lewin



A Caitlyn Dlouhy Book
Simon & Schuster Children's Publishing

REPRODUCIBLE


Illustrations © 2016 Betsy Lewin




Off to the Party!

Help Little Duck find her way from the barn to her first birthday celebration being held under the maple tree!

Begin!



Hooray!
You've
arrived!



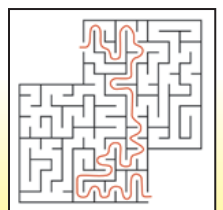
Click, Clack, **SURPRISE!**
By Doreen Cronin and Betsy Lewin



A Caitlyn Dlouhy Book
Simon & Schuster Children's Publishing

REPRODUCIBLE

Illustrations © 2016 Betsy Lewin



ANSWER